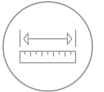


customised
prints



antibacterial
treatment



special
measures



lighting
available



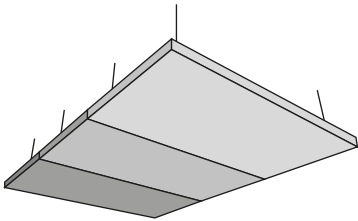
removable



bicolor

NUVOLA

Single-sided combinable panels upholstered in fabric. They can be hung from the ceiling by adjustable cables.



Ceiling: vertical cables, in-line assembly

COMPOSITION

Metal Framework

Inner frame in galvanised sheet metal 0,8 mm thick.

Sound-absorbing material

Inner sound-absorbing padding 50 mm thick realised in Basotect® melamine resin by Basf® (8,5-11,5 Kg/m³) or in Stratocell® Whisper® (25 kg/m³).

Fabric

Oeko-Tex certified removable and recyclable fabric covering, 100% Polyester FR - (Tr Cs). Colours as in colour chart. High-resolution and custom fabric print with non-toxic and water-based inks resistant to washing, which do not alter the fabric sound-absorbing properties and elasticity.

WEIGHTS AND DIMENSIONS

ME = Melamina Basotect® by Basf® SW = Stratocell® Whisper®

Material	Dimension	Weight
ME / SW	60 x 60 x 5 cm	3 kg
ME / SW	60 x 90 x 5 cm	3 kg
ME / SW	60 x 120 x 5 cm	4 kg
ME / SW	60 x 180 x 5 cm	6 kg
ME / SW	60 x 240 x 5 cm	8 kg
ME / SW	90 x 90 x 5 cm	4 kg

Material	Dimension	Weight
ME / SW	90 x 120 x 5 cm	5 kg
ME / SW	90 x 180 x 5 cm	7 kg
ME / SW	90 x 240 x 5 cm	9 kg
ME / SW	120 x 120 x 5 cm	6 kg
ME / SW	120 x 180 x 5 cm	9 kg
ME / SW	120 x 240 x 5 cm	11 kg

All the weights shown in this table are purely indicative.
This model requires the aggregation of minimum two panels.



Special measures on request/ project basis

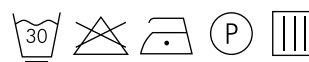
CERTIFICATIONS

1. Sound absorption test in compliance with UNI EN ISO 354
2. Formaldehyde test Ansi-Bifma M7.1
3. Fire resistance tests

- UNI EN 13501-01 ClassB-s2, d0 - for the whole panel made of Basotect® melamine resin foam by Basf® and for the whole panel made of Stratocell® Whisper®
- American requirements USA ASTM E84-15b - for the whole panel made of Basotect® melamine resin by Basf®

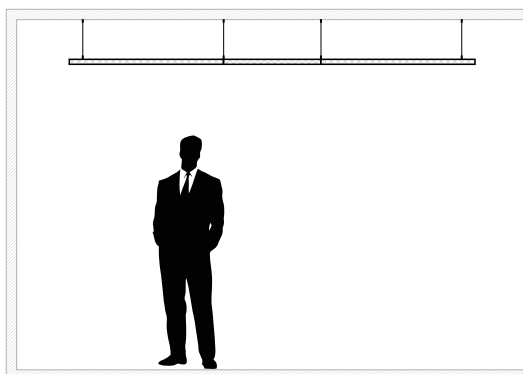
MAINTENANCE

Use the vacuum-cleaner with smooth spout regularly, don't brush



FIXING SYSTEMS AND ACCESSORIES

HANGING PANEL



A - Suspension kit for first panel (2 fasteners among panels for shared hanging system, 4 small 150cm cables, 4 safety hooks)

A - Suspension kit for middle panel (4 fasteners among panels for shared hanging system, 2 small 150cm cables, 2 safety hooks)

A - Suspension kit for final panel (2 fasteners among panels for shared hanging system 2 small 150cm cables, 2 safety hooks)

A - Suspension kit for first panel (2 fasteners among panels for shared hanging system, 4 small 400cm cables, 4 safety hooks)



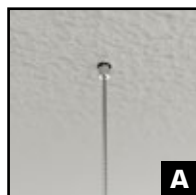
A - Suspension kit for middle panel (4 fasteners among panels for shared hanging system, 2 small 400cm cables, 2 safety hooks)

A - Suspension kit for final panel (2 fasteners among panels for shared hanging system, 2 small 400cm cables, 2 safety hooks)

B - First panel ceiling-mounted suspension kit (2 fasteners among panels for shared hanging system, 4 small 200 cm cables, 4 safety hooks, 4 cable ties with screw hole Ø M6)

B - Middle panel ceiling-mounted suspension kit (4 fasteners among panels for shared hanging system, 2 small 200 cm cables, 2 safety hooks, 2 cable ties with screw hole Ø M6)

B - Final panel ceiling-mounted suspension kit (2 fasteners among panels for shared hanging system, 2 small 200 cm cables, 2 safety hooks, 2 cable ties with screw hole Ø M6)



Compositions other than in-line assembly need to be approved by the technical department.

NUVOLA WITH LED CEILING LIGHTS 60x60 cm



TECHNICAL SPECIFICATIONS

Dimensions: 60x60 cm
 UGR < 19
 Power: 40W
 Colour: white
 Light colour: 4000°K, 3000°K
 Lumen: 4800lm, 5000lm
 Driver: on/off or dimmer
 Certifications: CE

For lighting technical data sheets, please contact the sales department.

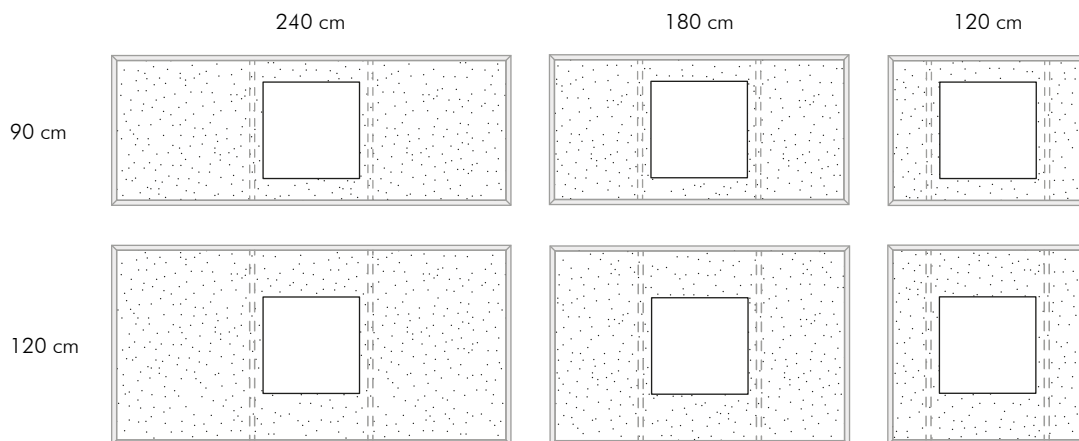
ME = Melamina Basotect® by Basf® SW = Stratocell® Whisper®

Material	Dimension	Weight	Power
ME / SW	90 x 120 x 5 cm	8 kg	40 W
ME / SW	90 x 180 x 5 cm	13 kg	40 W
ME / SW	90 x 240 x 5 cm	16 kg	40 W

Material	Dimension	Weight	Power
ME / SW	120 x 120 x 5 cm	10 kg	40 W
ME / SW	120 x 180 x 5 cm	14 kg	40 W
ME / SW	120 x 240 x 5 cm	18 kg	40 W

All the weights shown in this table are purely indicative.

LIGHT POSITIONING



For panels with integrated lighting systems fabric cover removable with the intervention of authorised Caruso Acoustic personnel.

NUVOLA WITH LED CEILING LIGHTS 120x30 cm



TECHNICAL SPECIFICATIONS

Dimensions: 120x30 cm
 UGR < 19
 Power: 40W
 Colour: white
 Light colour: 4000°K, 3000°K
 Lumen: 3550lm, 4000lm
 Driver: on/off or dimmer
 Certifications: CE

For lighting technical data sheets, please contact the sales department.

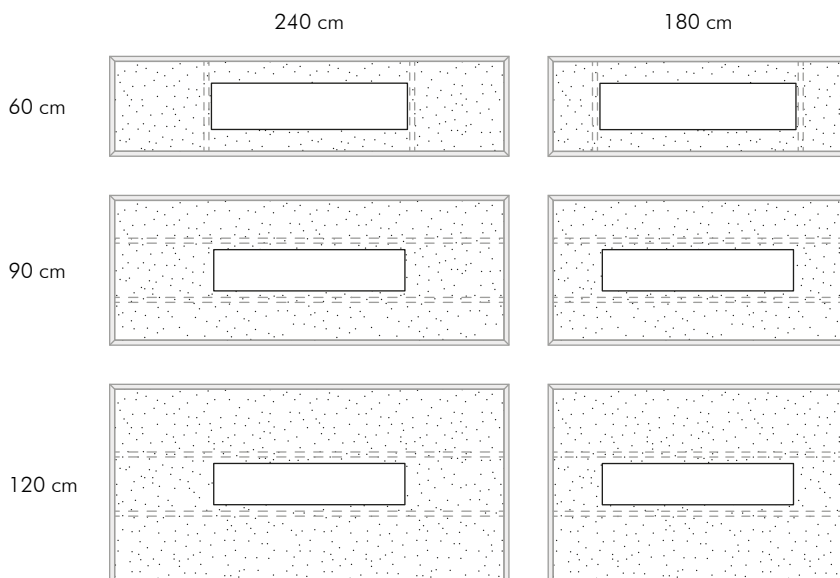
ME = Melamina Basotect® by Basf® SW = Stratocell® Whisper®

Material	Dimension	Weight	Power
ME / SW	60 x 180 x 5 cm	12 kg	40 W
ME / SW	60 x 240 x 5 cm	14 kg	40 W
ME / SW	90 x 180 x 5 cm	13 kg	40 W

Material	Dimension	Weight	Power
ME / SW	90 x 240 x 5 cm	16 kg	40 W
ME / SW	120 x 180 x 5 cm	14 kg	40 W
ME / SW	120 x 240 x 5 cm	18 kg	40 W

All the weights shown in this table are purely indicative.

LIGHT POSITIONING



For panels with integrated lighting systems fabric cover removable with the intervention of authorised Caruso Acoustic personnel.

NUVOLA WITH 1 LED SPOTLIGHT



TECHNICAL SPECIFICATIONS

Optical fixed: 40°
 Power: 13W
 Visible frame color: White RAL 9003 embossed - Grey RAL 9006 embossed - Black RAL 9005 embossed
 Dimensions round: Ø76 mm
 Dimensions square: 70 x 70 mm
 Light colour: 4000°K, 3000°K
 Driver: on/off or dimmer
 Certifications: CE

For lighting technical data sheets, please contact the sales department.

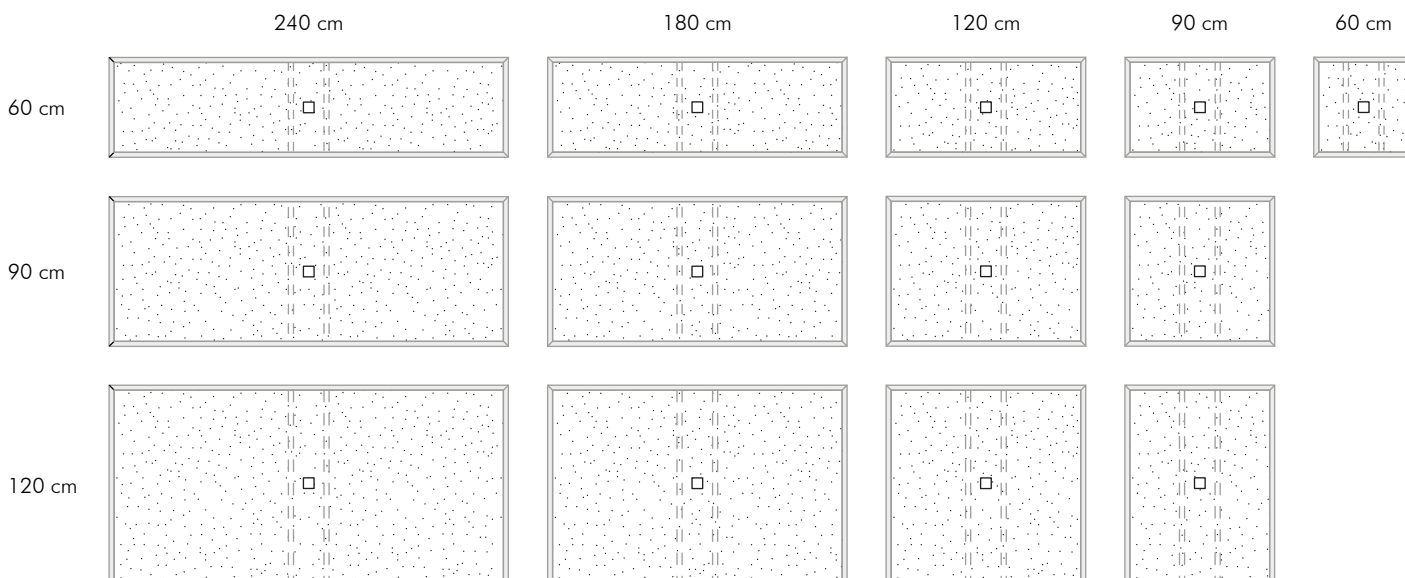
ME = Melamina Basotect® by Basf® SW = Stratocell® Whisper®

Material	Dimension	Weight	Power
ME / SW	60 x 60 x 5 cm	5 kg	13 W
ME / SW	60 x 90 x 5 cm	5 kg	13 W
ME / SW	60 x 120 x 5 cm	6 kg	13 W
ME / SW	60 x 180 x 5 cm	8 kg	13 W
ME / SW	60 x 240 x 5 cm	10 kg	13 W
ME / SW	90 x 90 x 5 cm	6 kg	13 W
ME / SW	90 x 120 x 5 cm	7 kg	13 W

Material	Dimension	Weight	Power
ME / SW	90 x 180 x 5 cm	10 kg	13 W
ME / SW	90 x 240 x 5 cm	11 kg	13 W
ME / SW	120 x 90 x 5 cm	6 kg	13 W
ME / SW	120 x 120 x 5 cm	9 kg	13 W
ME / SW	120 x 180 x 5 cm	12 kg	13 W
ME / SW	120 x 240 x 5 cm	14 kg	13 W

All the weights shown in this table are purely indicative.

LIGHT POSITIONING



For panels with integrated lighting systems fabric cover removable with the intervention of authorised Caruso Acoustic personnel.

NUVOLA WITH 2 LED SPOTLIGHTS



TECHNICAL SPECIFICATIONS

Optical fixed: 40°
 Power: 13W
 Visible frame color: White RAL 9003 embossed - Grey RAL 9006 embossed - Black RAL 9005 embossed
 Dimensions round: Ø76 mm
 Dimensions square: 70 x 70 mm
 Light colour: 4000°K, 3000°K
 Driver: on/off or dimmer
 Certifications: CE

For lighting technical data sheets, please contact the sales department.

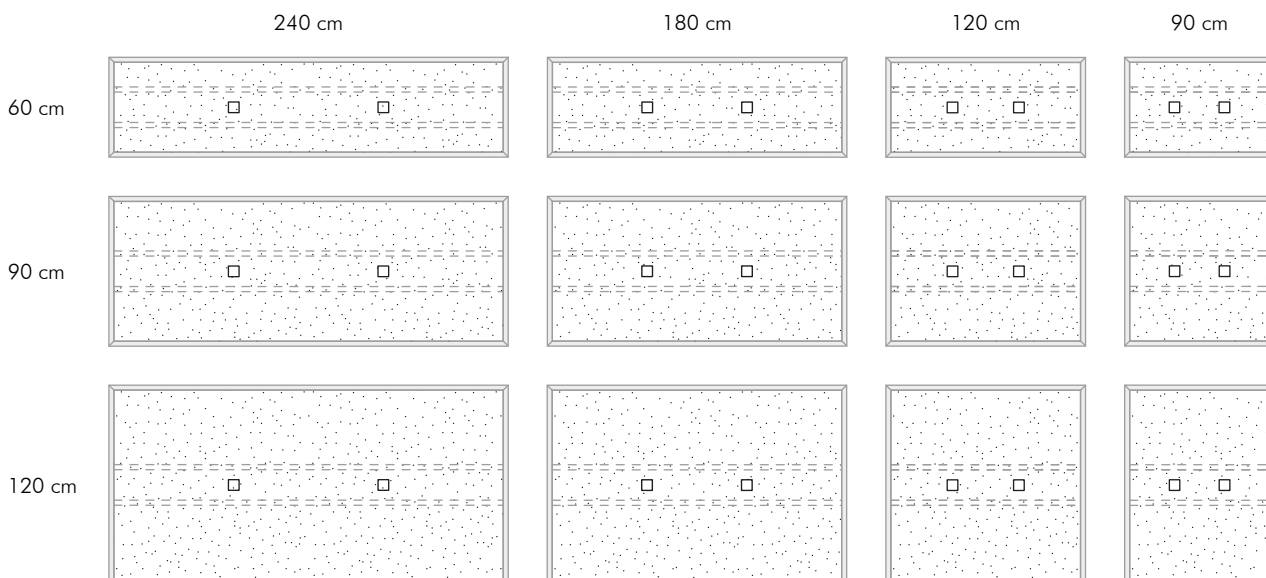
ME = Melamina Basotect® by Basf® SW = Stratocell® Whisper®

Material	Dimension	Weight	Power
ME / SW	60 x 90 x 5 cm	6kg	13 W
ME / SW	60 x 120 x 5 cm	7 kg	13 W
ME / SW	60 x 180 x 5 cm	10 kg	13 W
ME / SW	60 x 240 x 5 cm	13 kg	13 W
ME / SW	90 x 90 x 5 cm	7 kg	13 W
ME / SW	90 x 120 x 5 cm	8 kg	13 W

Material	Dimension	Weight	Power
ME / SW	90 x 180 x 5 cm	12 kg	13 W
ME / SW	90 x 240 x 5 cm	15 kg	13 W
ME / SW	120 x 90 x 5 cm	6 kg	13 W
ME / SW	120 x 120 x 5 cm	9 kg	13 W
ME / SW	120 x 180 x 5 cm	13 kg	13 W
ME / SW	120 x 240 x 5 cm	17 kg	13 W

All the weights shown in this table are purely indicative.

LIGHT POSITIONING



For panels with integrated lighting systems fabric cover removable with the intervention of authorised Caruso Acoustic personnel.

NUVOLA WITH 1 DIFFUSED LED SPOTLIGHT



TECHNICAL SPECIFICATIONS

Dimensions round: Ø130mm (13W) | Ø180mm (23W) | Ø210mm (30W)
 Dimensions square: 130x130mm (13W) | 170x170mm (23W) | 200x200 mm (30W)
 Power: from 13W to 30W
 Light colour: 4000°K, 3000°K
 Lumen: from 1488lm to 3672lm
 Driver: on/off or dimmer
 Certifications: CE

For lighting technical data sheets, please contact the sales department.

ME = Melamina Basotect® by Basf®

SW = Stratocell® Whisper®

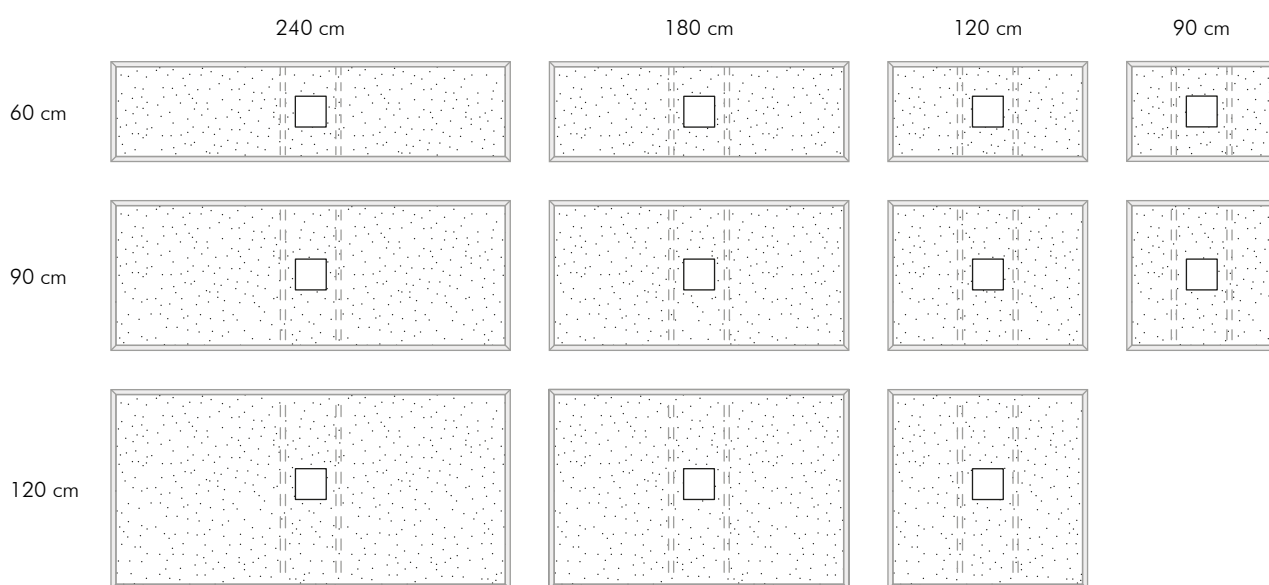
Material	Dimension	Weight	Power
ME / SW	60 x 90 x 5 cm	6 kg	13 W
ME / SW	60 x 90 x 5 cm	6 kg	23 W
ME / SW	60 x 90 x 5 cm	6 kg	30 W
ME / SW	60 x 120 x 5 cm	6 kg	13 W
ME / SW	60 x 120 x 5 cm	6 kg	23 W
ME / SW	60 x 120 x 5 cm	6 kg	30 W
ME / SW	60 x 180 x 5 cm	8 kg	13 W
ME / SW	60 x 180 x 5 cm	8 kg	23 W
ME / SW	60 x 180 x 5 cm	8 kg	30 W
ME / SW	60 x 240 x 5 cm	10 kg	13 W
ME / SW	60 x 240 x 5 cm	10 kg	23 W
ME / SW	60 x 240 x 5 cm	10 kg	30 W
ME / SW	90 x 90 x 5 cm	7 kg	13 W
ME / SW	90 x 90 x 5 cm	7 kg	23 W
ME / SW	90 x 90 x 5 cm	7 kg	30 W

Material	Dimension	Weight	Power
ME / SW	90 x 120 x 5 cm	7 kg	13 W
ME / SW	90 x 120 x 5 cm	7 kg	23 W
ME / SW	90 x 120 x 5 cm	7 kg	30 W
ME / SW	90 x 180 x 5 cm	10 kg	13 W
ME / SW	90 x 180 x 5 cm	10 kg	23 W
ME / SW	90 x 180 x 5 cm	10 kg	30 W
ME / SW	90 x 240 x 5 cm	12 kg	13 W
ME / SW	90 x 240 x 5 cm	12 kg	23 W
ME / SW	90 x 240 x 5 cm	12 kg	30 W
ME / SW	120 x 120 x 5 cm	9 kg	13 W
ME / SW	120 x 120 x 5 cm	9 kg	23 W
ME / SW	120 x 120 x 5 cm	9 kg	30 W
ME / SW	120 x 180 x 5 cm	12 kg	13 W
ME / SW	120 x 180 x 5 cm	12 kg	23 W
ME / SW	120 x 180 x 5 cm	12 kg	30 W

Material	Dimension	Weight	Power
ME / SW	120 x 240 x 5 cm	15 kg	13 W
ME / SW	120 x 240 x 5 cm	15 kg	23 W
ME / SW	120 x 240 x 5 cm	15 kg	30 W

All the weights shown in this table are purely indicative.

LIGHT POSITIONING



For panels with integrated lighting systems fabric cover removable with the intervention of authorised Caruso Acoustic personnel.

NUVOLA WITH 2 DIFFUSED LED SPOTLIGHT



TECHNICAL SPECIFICATIONS

Dimensions round: Ø130mm (13W) | Ø180mm (23W) | Ø210mm (30W)
 Dimensions square: 130x130mm (13W) | 170x170mm (23W) | 200x200 mm (30W)
 Power: from 13W to 30W
 Light colour: 4000°K, 3000°K
 Lumen: from 1488lm to 3672lm
 Driver: on/off or dimmer
 Certifications: CE

For lighting technical data sheets, please contact the sales department.

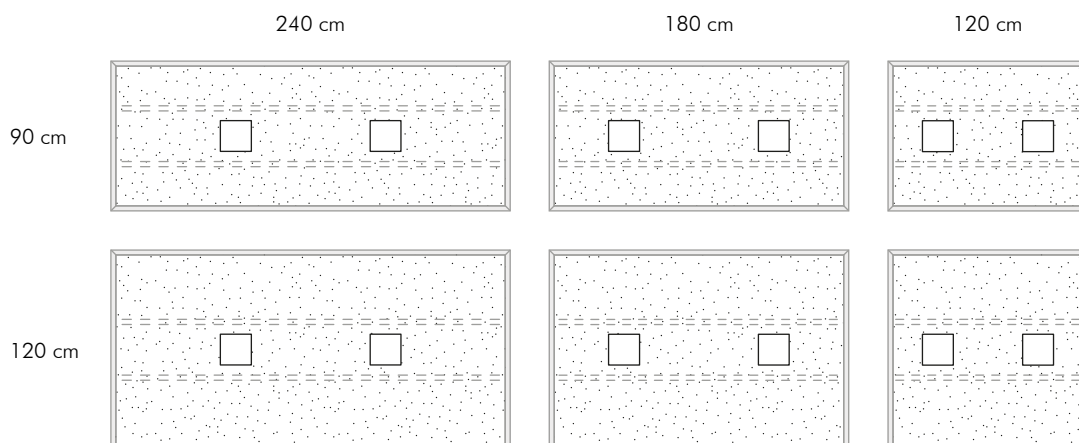
ME = Melamina Basotect® by Basf® SW = Stratocell® Whisper®

Material	Dimension	Weight	Power
ME / SW	90 x 120 x 5 cm	9 kg	13 W
ME / SW	90 x 120 x 5 cm	9 kg	23 W
ME / SW	90 x 120 x 5 cm	9 kg	30 W
ME / SW	90 x 180 x 5 cm	13 kg	13 W
ME / SW	90 x 180 x 5 cm	13 kg	23 W
ME / SW	90 x 180 x 5 cm	13 kg	30 W
ME / SW	90 x 240 x 5 cm	16 kg	13 W
ME / SW	90 x 240 x 5 cm	16 kg	23 W
ME / SW	90 x 240 x 5 cm	16 kg	30 W

Material	Dimension	Weight	Power
ME / SW	120 x 120 x 5 cm	10 kg	13 W
ME / SW	120 x 120 x 5 cm	10 kg	23 W
ME / SW	120 x 120 x 5 cm	10 kg	30 W
ME / SW	120 x 180 x 5 cm	14 kg	13 W
ME / SW	120 x 180 x 5 cm	14 kg	23 W
ME / SW	120 x 180 x 5 cm	14 kg	30 W
ME / SW	120 x 240 x 5 cm	17 kg	13 W
ME / SW	120 x 240 x 5 cm	17 kg	23 W
ME / SW	120 x 240 x 5 cm	17 kg	30 W

All the weights shown in this table are purely indicative.

LIGHT POSITIONING



NUVOLA WITH REAR LED LINE



TECHNICAL SPECIFICATIONS

Potenza: 19,2 W/m - 240 LEDs/m
Light colour: 5000°K, 4000°K, 2700°K
Driver: on/off or dimmer
Certifications: CE

For panels with integrated lighting systems fabric cover removable with the intervention of authorised Caruso Acoustic personnel.

NUVOLA WITH FRONT LED LINE



TECHNICAL SPECIFICATIONS

Potenza: 19,2 W/m - 240 LEDs/m
 Visible dimensions: length x 2,5 cm
 Light colour: 4000°K, 2700°K
 Driver: on/off or dimmer
 Certifications: CE

For lighting technical data sheets, please contact the sales department.

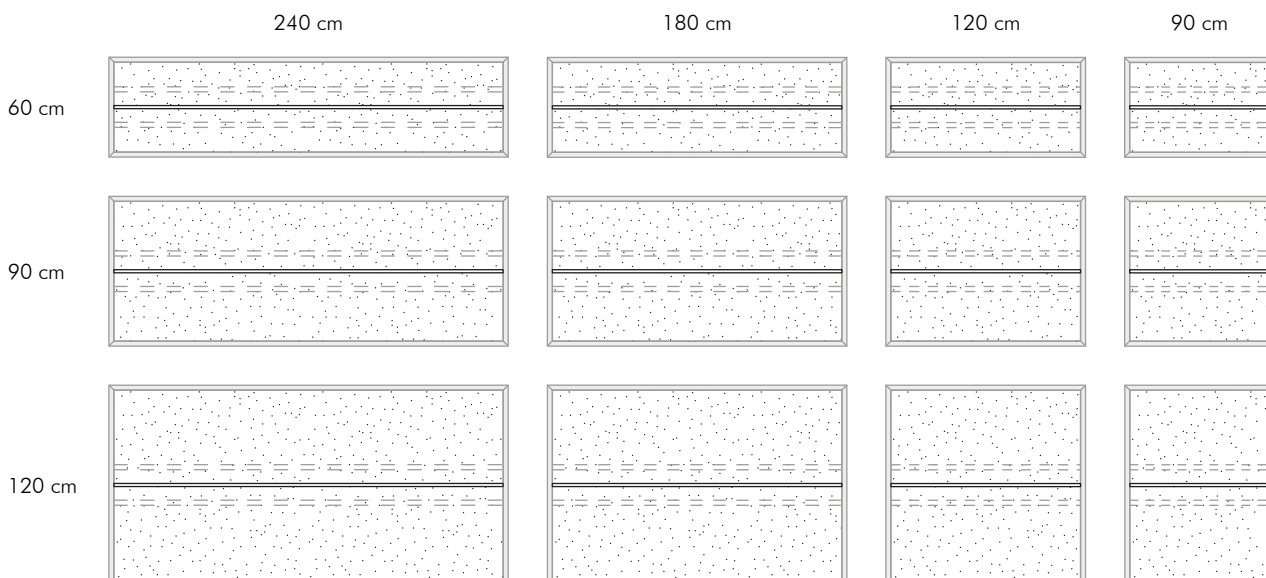
ME = Melamina Basotect® by Basf® SW = Stratocell® Whisper®

Material	Dimension	Weight	LED
			length cm
ME / SW	60 x 90 x 5 cm	5 kg	L 85
ME / SW	60 x 120 x 5 cm	6 kg	L 115
ME / SW	60 x 180 x 5 cm	10 kg	L 175
ME / SW	60 x 240 x 5 cm	12 kg	L 235
ME / SW	90 x 90 x 5 cm	6 kg	L 85
ME / SW	90 x 120 x 5 cm	7 kg	L 115

Material	Dimension	Weight	LED
			length cm
ME / SW	90 x 180 x 5 cm	11 kg	L 175
ME / SW	90 x 240 x 5 cm	14 kg	L 235
ME / SW	120 x 90 x 5 cm	6 kg	L 85
ME / SW	120 x 120 x 5 cm	8 kg	L 115
ME / SW	120 x 180 x 5 cm	12 kg	L 175
ME / SW	120 x 240 x 5 cm	16 kg	L 235

All the weights shown in this table are purely indicative.

LIGHT POSITIONING



For panels with integrated lighting systems fabric cover removable with the intervention of authorised Caruso Acoustic personnel.